



Liberty Disability Services

SOCIAL SCRIPT

GOING TO THE OFFICE



I will be going to the office.

On my way there, I might see the big sign on the fence.

When I see this sign, I know that I am close to the office.



The first thing I will see is the car park.
I might hear traffic, birds and maybe some construction
noise.



There will be other cars there. There might also be other people.



Next, I will go up the concrete ramp towards the front door.




Then, I will go through the door, which will open automatically, and I will be inside the office.



Inside, I will see the office space. I might see and hear other people. I might also hear radio music.


***If you or a participant do not want to see dogs, please call the office BEFORE arriving at the office and we will make sure they are out of sight.**



Sometimes, there might be dogs in the office.

If I like dogs, I can pat them gently.

If I don't like dogs, I will tell someone straight away and the dogs will be taken somewhere else.



The reception desk will be on the right as I go inside.
I will go to the reception desk and tell the receptionist who
I am here to see.



If the receptionist is not there, I will ring the bell and wait for them to come greet me.



The receptionist will ask me to take a seat while I wait for the person I am here to see. I can sit on, or wait by these couches.




I can also sit at the table and chairs if I want too. I can wait wherever I feel most comfortable.



If I need to use the toilet, I can go down this hallway and enter the first door on the right.



This is the door to enter the bathroom. There will be multiple toilet stalls available.



Soon, the person I am here to see will come out to greet me. They will then lead me to the room where my appointment will be held.